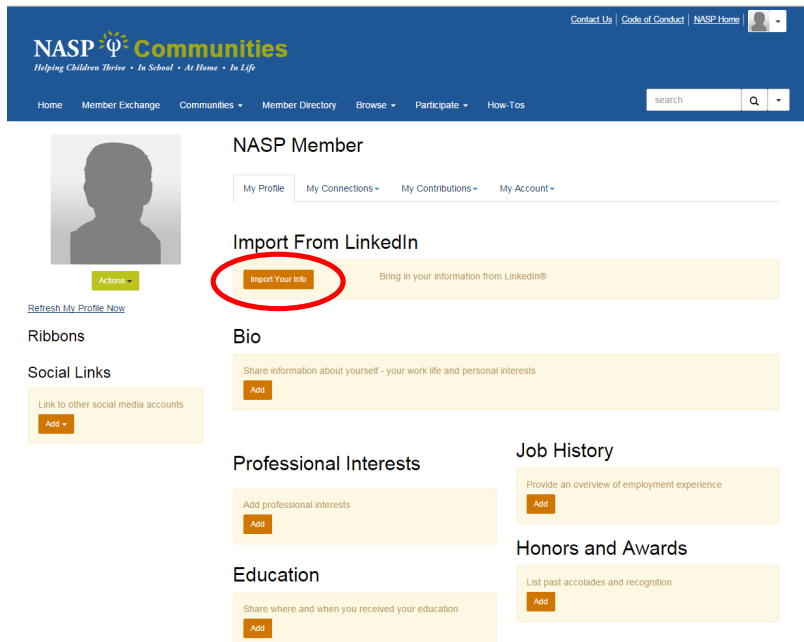




Importing Your LinkedIn Information to Your Profile





Step 1: Click the orange “Import Your Info” button on your profile.



Step 2: Click the blue “Allow access” button.



NASP  Communities
Helping Children Thrive • In School • At Home • In Life

Contact Us | Code of Conduct | NASP Home 

Home Member Exchange Communities Member Directory Browse Participate How-Tos search 

LinkedIn Connect

Picture Content

LinkedIn® Content	Your Current Content	Action
		<input checked="" type="checkbox"/> Use LinkedIn® content instead of current content

Job History Content

LinkedIn® Content	Your Current Content	Action
School District XYZ School Psychologist 8 2011 - present		<input checked="" type="checkbox"/> Use LinkedIn® content instead of current content

[Save and Continue](#) [Cancel](#)

Privacy Policy

Powered by Higher Logic

Step 3: Compare your LinkedIn content to your current NASP Communities profile content, and determine for which fields you'd like to carry over from your LinkedIn content. Don't forget to hit the blue "Save and Continue" button at the bottom of the page! You will be taken to your updated profile page.